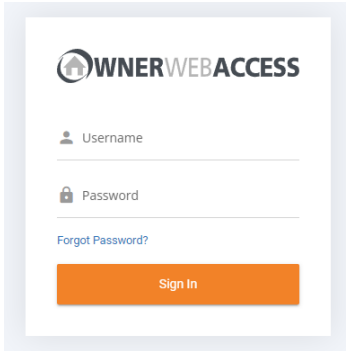
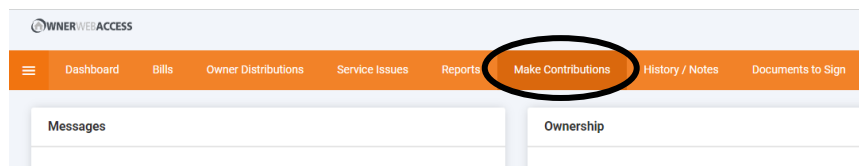


Completing an Owner Contribution

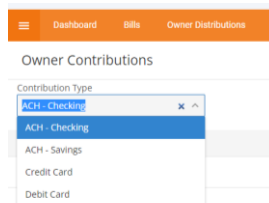
1. Website: <https://acpm.owa.rentmanager.com/#/login?locations=5>
 - a. Username: (Enter Your E-Mail Address)
 - b. Password: (Enter Your Password) If you do not know your password, you can select the forgot password to have a password reset link sent to your e-mail.



2. On the Top Navigation Bar, Click on **“Make Contributions”**



3. Select what method you will use to make the Contribution.



4. On the far right enter the contribution \$\$ amount and click continue.



5. The next screen will ask you for your banking or credit card information, depending on which method you selected. Complete this information and click Make Contribution.

